



MOIL LIMITED

(A Government of India Enterprise)
Regd. Off.: MOIL Bhawan, 1A Katol Road,
NAGPUR – 440 013

Website: www.moil.nic.in, E-Mail ID: compliance@moil.nic.in, Ph.: 0712- 2806182, Fax: 0712-2591661, CIN: L99999MH1962GOI012398

CS/NSE-BSE/2015-16/ 380

Date 09.10.2015

To,
Listing Department
Bombay Stock Exchange Limited
Phiroze Jeejeebhoy Towers
Dalal Street
Mumbai- 400001

To,
The GM (Listing),
National Stock Exchange of India Ltd,
Exchange Plaza, Plot No.C-1, G Block,
Bandra Kurla Complex, Bandra (East),
Mumbai – 400053

Subject: Shareholding Pattern as per Clause 35 of Listing Agreement for the Quarter ended 30/09/2015

Dear Sir,

Please find enclosed herewith the Shareholding Pattern for the Quarter ended 30.09.2015, in terms of Clause 35 of the Listing Agreement.

This is for your kind information and records.

Kindly inform us if there is any other information to be provided.

Thanking You.

Yours faithfully,
For MOIL Limited



(Neeraj D. Pandey)
Company Secretary

Encl: As above


Introductory sub-table (I)(a)

Name of the Company: MOIL Limited

Scrip Code, Name of the scrip, class of security: MOIL-EQ(NSE) AND 533286 (BSE)

Quarter ended: 30.09.2015

Partly paid-up shares:-	No. of partly paid-up shares	As a % of total no. of partly paid-up shares	As a % of total no. of shares of the company
Held by promoter/promoter group	0	0	0
Held by public	0	0	0
Total	0	0	0
Outstanding convertible securities:-	No. of outstanding securities	As a % of total no. of outstanding convertible securities	As a % of total no. of shares of the company, assuming full conversion of the convertible securities
Held by promoter/promoter group	0	0	0
Held by public	0	0	0
Total	0	0	0
Warrants:-	No. of warrants	As a % of total no. of warrants	As a % of total no. of shares of the company, assuming full conversion of warrants
Held by promoter/promoter group	0	0	0
Held by public	0	0	0
Total	0	0	0
Total paid-up capital of the company, assuming full conversion of warrants and convertible securities	168000000	0	100





MOIL LIMITED
NAGPUR

Statement Showing Shareholding Pattern

Category code	Category of Shareholder	Number of Shareholders	Table (I)(a)		Total shareholding as a percentage of total number of shares		Shares Pledged or otherwise encumbered	
			Total number of shares	Number of shares held in dematerialized form	As a percentage of (A+B) ¹	As a percentage of (A+B+C)	Number of shares	As a percentage
(I)	(II)	(III)	(IV)	(V)	(VI)	(VII)	(VIII)	(IX)= (VIII)/(IV)*100
(A)	Shareholding of Promoter and Promoter Group²							
1	Indian							
(a)	Individuals/ Hindu Undivided Family	0	0	0	0.00	0.00	0	0.00
(b)	Central Government/ State Government(s)	3	134400000	134400000	80.00	80.00	0	0.00
(c)	Bodies Corporate	0	0	0	0.00	0.00	0	0.00
(d)	Financial Institutions/ Banks	0	0	0	0.00	0.00	0	0.00
(e)	Any Others(Specify)	0	0	0	0.00	0.00	0	0.00
	Sub Total(A)(1)	3	134400000	134400000	80.00	80.00	0	0.00
2	Foreign							
a	Individuals (Non-Residents Individuals/ Foreign Individuals)	0	0	0	0.00	0.00	0	0.00
b	Bodies Corporate	0	0	0	0.00	0.00	0	0.00
c	Institutions	0	0	0	0.00	0.00	0	0.00
d	Qualified Foreign Investor	0	0	0	0.00	0.00	0	0.00
e	Any Others(Specify)	0	0	0	0.00	0.00	0	0.00
	Sub Total(A)(2)	0	0	0	0.00	0.00	0	0.00
	Total Shareholding of Promoter and Promoter Group (A)= (A)(1)+(A)(2)	3	134400000	134400000	80.00	80.00	0.00	0.00
(B)	Public shareholding							
1	Institutions							
(a)	Mutual Funds/ UTI	15	461166	461166	0.2745	0.2745	0	0.00
(b)	Financial Institutions / Banks	24	5071041	5071041	3.0185	3.0185	0	0.00
(c)	Central Government/ State Government(s)	0	0	0	0.0000	0.0000	0	0.00
(d)	Venture Capital Funds	0	0	0	0.0000	0.0000	0	0.00
(e)	Insurance Companies	2	1186234	1186234	0.7061	0.7061	0	0.00
(f)	Foreign Institutional Investors	53	10879531	10879531	6.4759	6.4759	0	0.00
(g)	Foreign Venture Capital Investors	0	0	0	0.0000	0.0000	0	0.00
(h)	Qualified Foreign Investor	0	0	0	0.0000	0.0000	0	0.00
(i)	Any Other (specify)	0	0	0	0.0000	0.0000	0	0.00
	Sub-Total (B)(1)	94	17597972	17597972	10.47	10.47	0.00	0.00





B 2 Non-institutions								
(a)	Bodies Corporate	1329	2461625	2461625	1.4653	1.4653	0	0.00
(b)	Individuals							
I	i. Individual shareholders holding nominal share capital up to Rs 1 lakh	311091	12262216	12262216	7.2989	7.2989	0	0.00
II	ii. Individual shareholders holding nominal share capital in excess of Rs. 1 lakh.	27	736573	736573	0.4384	0.4384	0	0.00
(c)	Qualified Foreign Investor	0	0	0	0.0000	0.0000	0	0.00
(d)	Any Other (specify)							
(d-i)	Trust	25	28551	28551	0.0170	0.0170	0	0.00
(d-ii)	Clearing Member	112	68129	68129	0.0406	0.0406	0	0.00
(d-iii)	DIRECTORS RELATIVES							
(d-iv)	Employee	464	73809	73809	0.0000	0.0000		
(d-v)	Non Resident Indians (NRI)	2002	348178	348178	0.0439	0.0439	0	0.00
(d-vi)	Overseas Bodies Corporates	2	22726	22726	0.2072	0.2072	0	0.00
(d-vii)	Unclaimed Suspense Account	1	221	221	0.0135	0.0135	0	0.00
					0.0001	0.0001	0	0.00
	Sub-Total (B)(2)	315053	16002028	16002028	10	10	0	0
(B)	Total Public Shareholding (B)= (B)(1)+(B)(2)	315147	33600000	33600000	20.00	20.00	0	0.00
	TOTAL (A)+(B)	315150	168000000	168000000	100.00	100.00	0	0.00
(C)	Shares held by Custodians and against which Depository Receipts have been issued							
1	Promoter and Promoter Group	0	0	0	0	0.00	0	0.00
2	Public	0	0	0	0	0.00	0	0.00
	Sub-Total (C)	0	0	0	0	0.00	0	0.00
	GRAND TOTAL (A)+(B)+(C)	315150	168000000	168000000	100.00	100.00	0	0.00

(I)(b) Statement showing holding of securities (including shares, warrants, convertible securities) of persons belonging to the category “Promoter and Promoter Group”

Sr. No.	Name of the shareholder	Details of Shares held		Encumbered shares (*)			Details of warrants		Details of convertible securities		Total shares (including underlying shares assuming full conversion of warrants and convertible securities) as a % of diluted share capital
		Number of shares held	As a % of grand total (A)+(B)+(C)	No.	As a percentage	As a % of grand total (A)+(B)+(C) of sub-clause (I)(a)	Number of warrants held	As a % total number of warrants of the same class	Number of convertible securities held	As a % total number of convertible securities of the same class	
(I)	(II)	(III)	(IV)	(V)	(VI)=(V)/(III)*100	(VII)	(VIII)	(IX)	(X)	(XI)	(XII)
1	PRESIDENT OF INDIA	120235680	71.57	0	0.00	0.00	0	0.00	0	0	0.00
2	GOVERNER OF MAHARASHTRA	7757400	4.62	0	0.00	0.00	0	0.00	0	0	0.00
3	GOVERNER OF MADHYA PRADESH	6406920	3.81	0	0.00	0.00	0	0.00	0	0	0.00
Total		134400000	80.00	0	0.00	0.00	0	0.00	0	0	0.00

(*) The term “encumbrance” has the same meaning as assigned to it in regulation 28(3) of the SAST Regulations, 2011



(I)(c)(i) Statement showing holding of securities (including shares, warrants, convertible securities) of persons belonging to the category “Public” and holding more than 1% of the total number of shares

Sr. No.	Name of the shareholder	Number of shares held	Shares as a percentage of total number of shares {i.e., Grand Total (A)+(B)+(C) indicated in Statement at para (I)(a) above}	Details of warrants		Details of convertible securities		Total shares (including underlying shares assuming full conversion of warrants and convertible securities) as a % of diluted share capital
				Number of warrants held	As a % of total number of warrants of the same class	Number of convertible securities held	% w.r.t total number of convertible securities of the same class	
1	MFS INTERNATIONAL NEW DISCOVERY FUND	4200697	2.50	0	0	0	0	0
2	SOMERSET EMERGING MARKETS SMALL CAP FUND LLC	2047910	1.22	0	0	0	0	0
3	LIFE INSURANCE CORPORATION OF INDIA	1710711	1.02	0	0	0	0	0
TOTAL		7959318	4.74	0	0	0	0	0



(I)(c)(ii) Statement showing holding of securities (including shares, warrants, convertible securities) of persons (together with PAC) belonging to the category “Public” and holding more than 5% of the total number of shares of the company

Sr. No.	Name(s) of the shareholder(s) and the Persons Acting in Concert (PAC) with them	Number of shares	Shares as a percentage of total number of shares {i.e., Grand Total (A)+(B)+(C) indicated in Statement at para (I)(a) above}	Details of warrants		Details of convertible securities		Total shares (including underlying shares assuming full conversion of warrants and convertible securities) as a % of diluted share capital
				Number of warrants	As a % of total number of warrants of the same class	Number of convertible securities held	% w.r.t total number of convertible securities of the same class	
1	NIL	0	0.00	0	0	0	0	0
TOTAL		0	0.00	0	0	0	0	0

(I)(d) Statement showing details of locked-in shares

Sr. No.	Name of the shareholder	Number of locked-in shares	Locked-in shares as a percentage of total number of shares {i.e., Grand Total (A)+(B)+(C) indicated in Statement at para (I)(a) above}
1	NIL	0	0.00
TOTAL		0	0.00



(II)(a) Statement showing details of Depository Receipts (DRs)

Sr. No.	Type of outstanding DR (ADRs, GDRs, SDRs, etc.)	Number of outstanding DRs	Number of shares underlying outstanding DRs	Shares underlying outstanding DRs as a percentage of total number of shares {i.e., Grand Total (A)+(B)+(C) indicated in Statement at para (I)(a) above}
1	0	0	0	0
TOTAL		0	0	0

(II)(b) Statement showing holding of Depository Receipts (DRs), where underlying shares held by "promoter/promoter group" are in excess of 1% of the total number of shares

Sr. No.	Name of the DR Holder	Type of outstanding DR (ADRs, GDRs, SDRs, etc.)	Number of shares underlying outstanding DRs	Shares underlying outstanding DRs as a percentage of total number of shares {i.e., Grand Total (A)+(B)+(C) indicated in Statement at para (I)(a) above}
1	0	0	0.00	0
TOTAL	0	0	0.00	0

